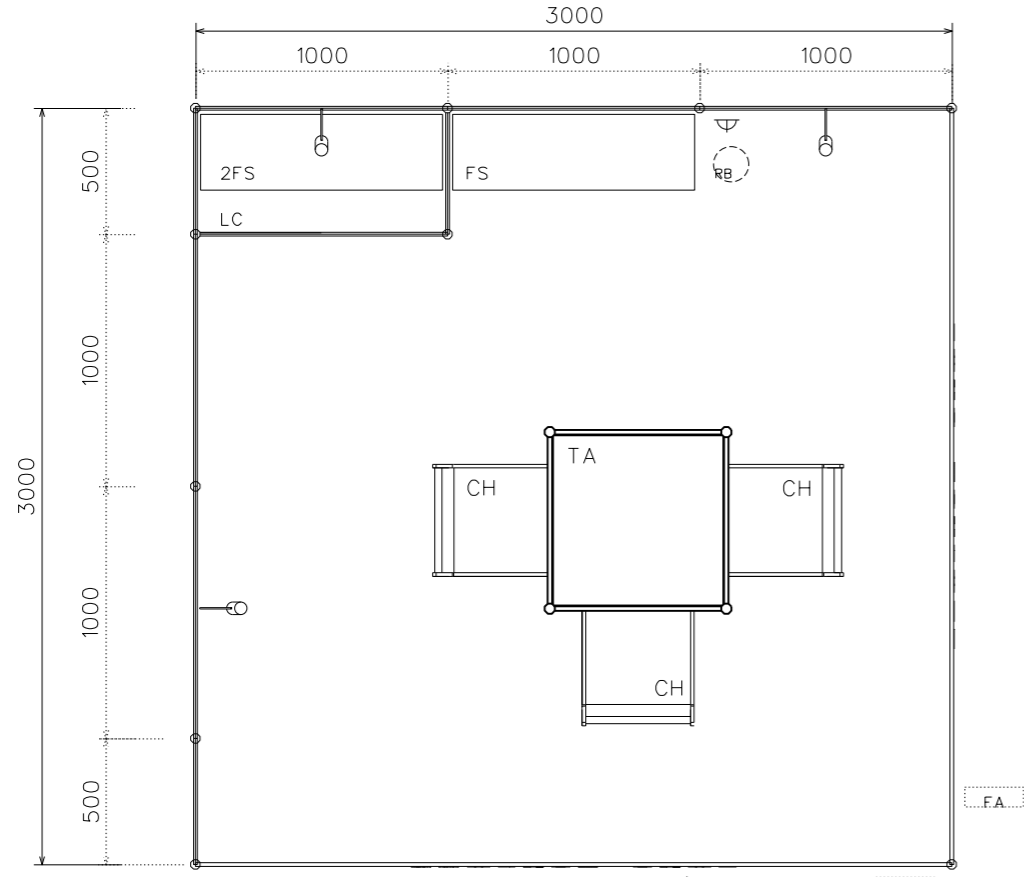



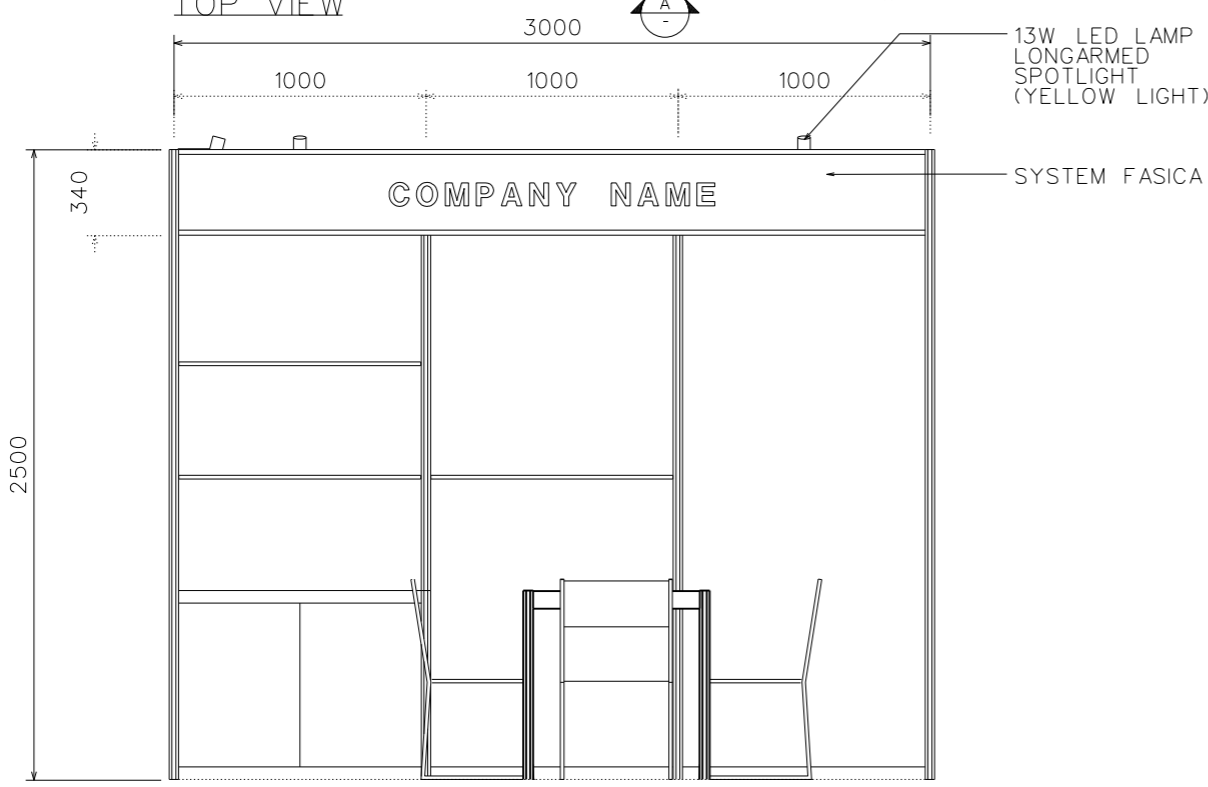
3M x 3M STANDARD BOOTH (RIGHT CORNER)



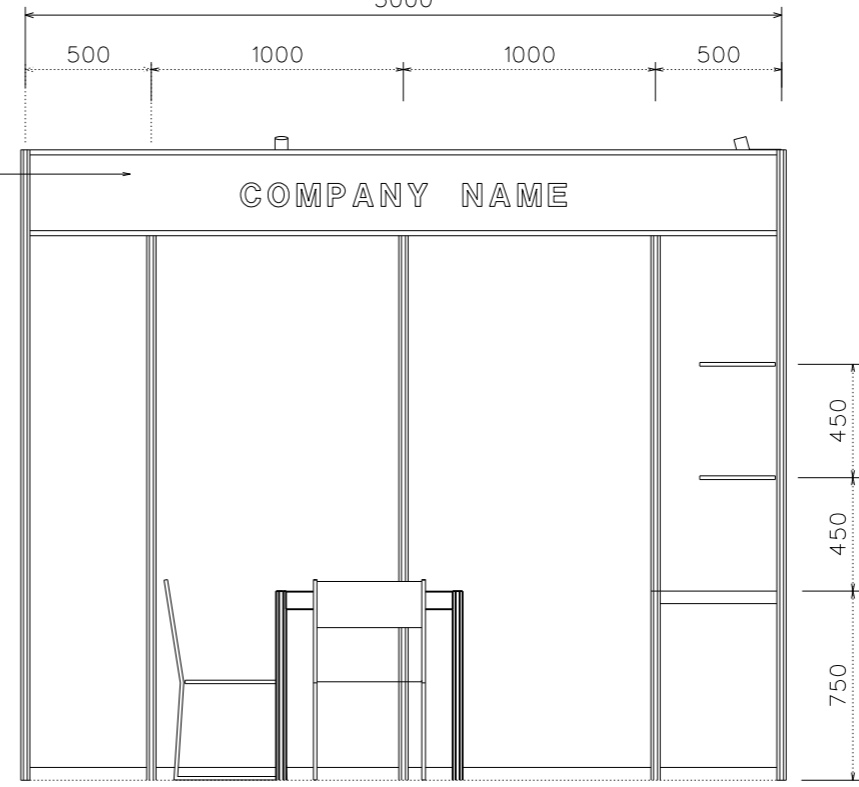
TOP VIEW



PERSPECTIVE
(FOR REFERENCE ONLY
STRUCTURE REFER TO DETAIL DWG)



ELEVATION-A



ELEVATION-B

BOOTH FACILITIES		
LEGEND	DESCRIPTION	QTY
[FA]	COMPANY FASCIA	2
[TA]	SYSTEM SQUARE TABLE	1
[CH]	CHAIR	3
[FS]	1000 X 300MM FLAT SHELF	3
[LC]	1000 X 500 X 750MM H LOCKABLE CABINET	1
[Lamp]	13W LED LAMP LONGARMED SPOTLIGHT (YELLOW LIGHT)	3
[Socket]	500W POWER SOCKET	1
[RB]	RUBBISH BIN	1
	3M X 3M AREA	1

FILE PATH - I:\2024p\0427_Licensing Show_24\dgn\booth\B06_3x3_Standard_shelf.dgn



NOTES UNLESS OTHERWISE SPECIFIED ALL DIMENSIONS ARE IN MM.

.....

.....

.....

REVISION

.....

DATE: 14/12/2023

SCALE: 1 : 30 (A3)

DRAWN BY: KK

CHECKED BY: .

TITLE

3M x 3M
STANDARD BOOTH
(RIGHT CORNER)

PROJECT

HK INT'L LICENSING SHOW
2024

DATE: 27-29 APR 2024

SHEET

B06B