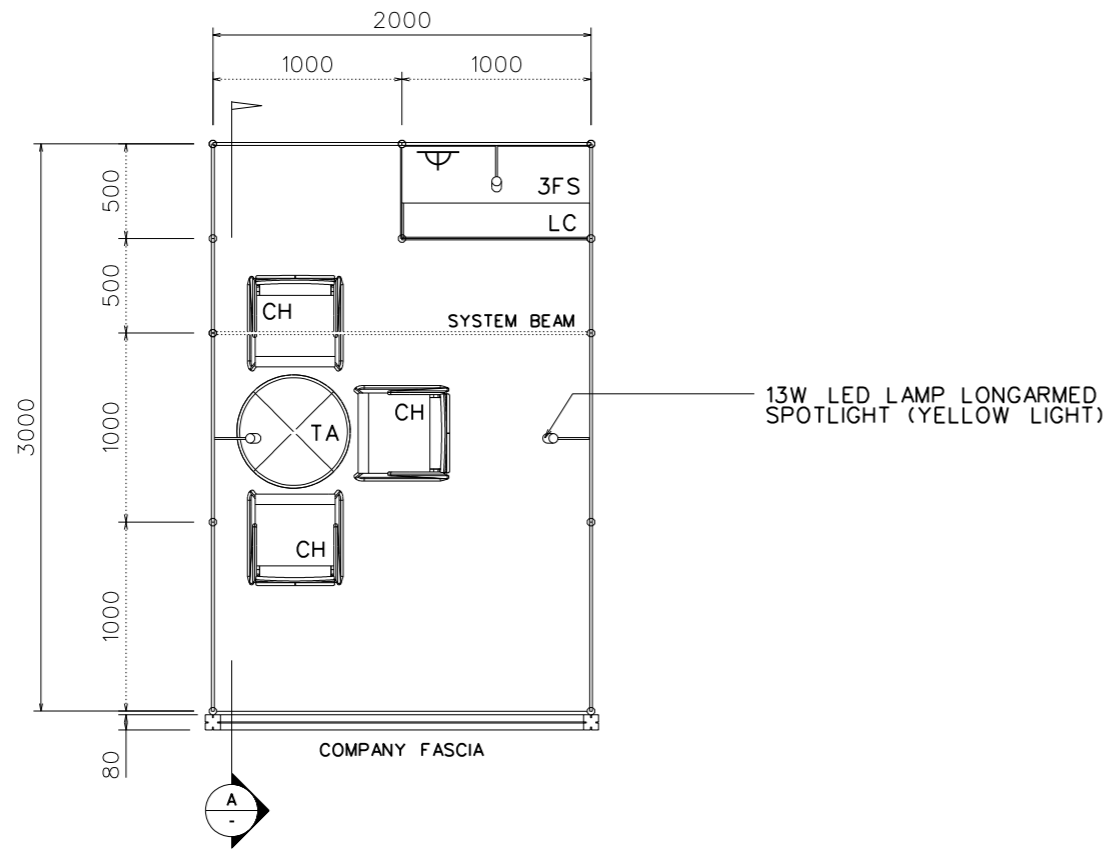



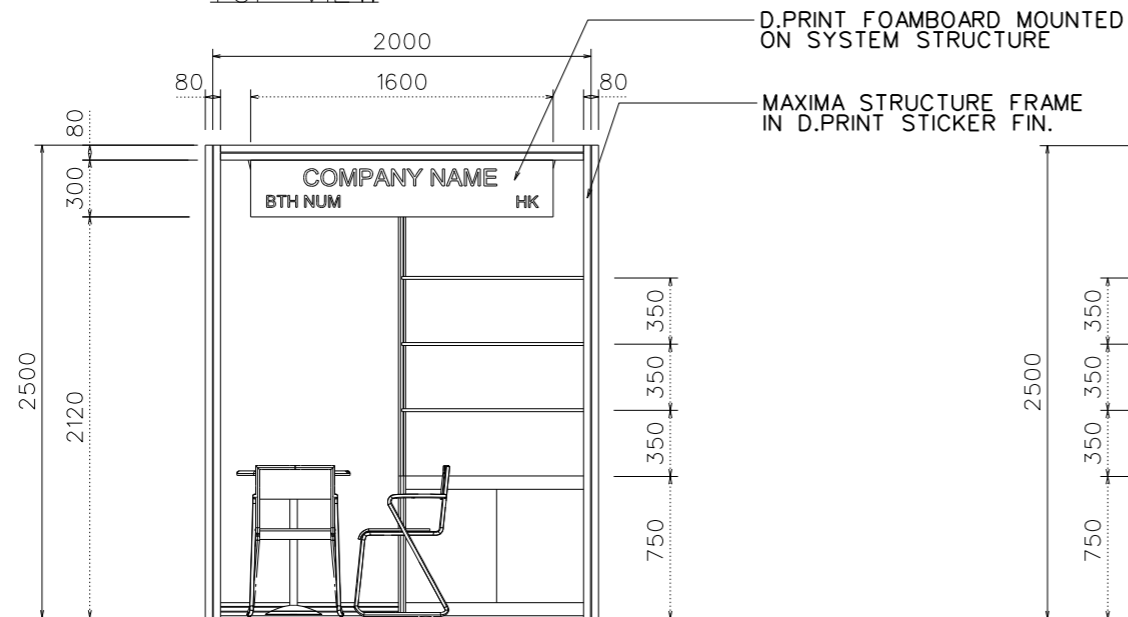
# 2M x 3M PREMIUM BOOTH (SHELF)



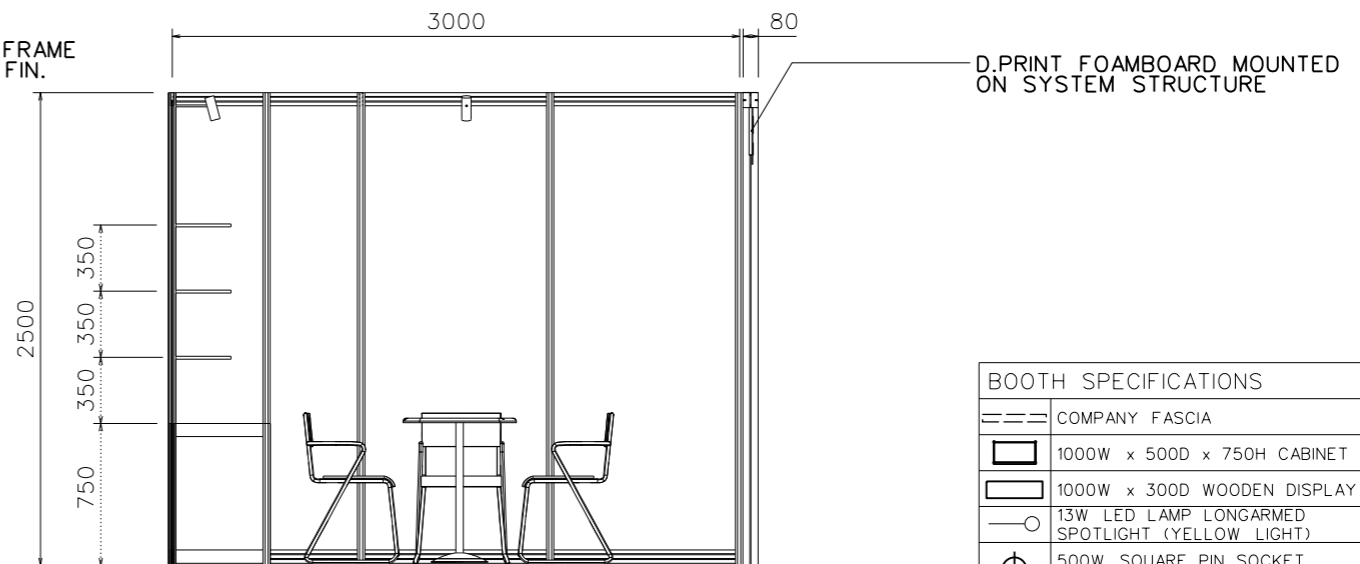
TOP VIEW



PERSPECTIVE  
(FOR REFERENCE ONLY  
STRUCTURE REFER TO DETAIL DWG)



FRONT ELEVATION



SECTION-A

BOOTH SPECIFICATIONS		QTY.
	COMPANY FASCIA	1
	1000W x 500D x 750H CABINET	1
	1000W x 300D WOODEN DISPLAY SHELF	3
	13W LED LAMP LONGARMED SPOTLIGHT (YELLOW LIGHT)	3
	500W SQUARE PIN SOCKET	1
	700W x 750H ROUND MEETING TABLE	1
	BLACK LEATHER CHAIR	3
	RUBBISH BIN	1
	2m x 3m CARPET AREA	1

FILE PATH - I:\2024p\0427\_Licensing Show\_24\dgn\booth\B11.2x3\_Premium\_shelf\_maxima.dgn



**NOTES** UNLESS OTHERWISE SPECIFIED ALL DIMENSIONS ARE IN MM.

.....  
.....  
.....

REVISION

DATE: 18/12/2023

SCALE: 1 : 40 (A3)

DRAWN BY: KK

CHECKED BY: .

**TITLE**

2M x 3M  
PREMIUM BOOTH  
(SHELF)

**PROJECT**

HK INT'L LICENSING SHOW  
2024

DATE: 27-29 APR 2024

SHEET

**B11A**