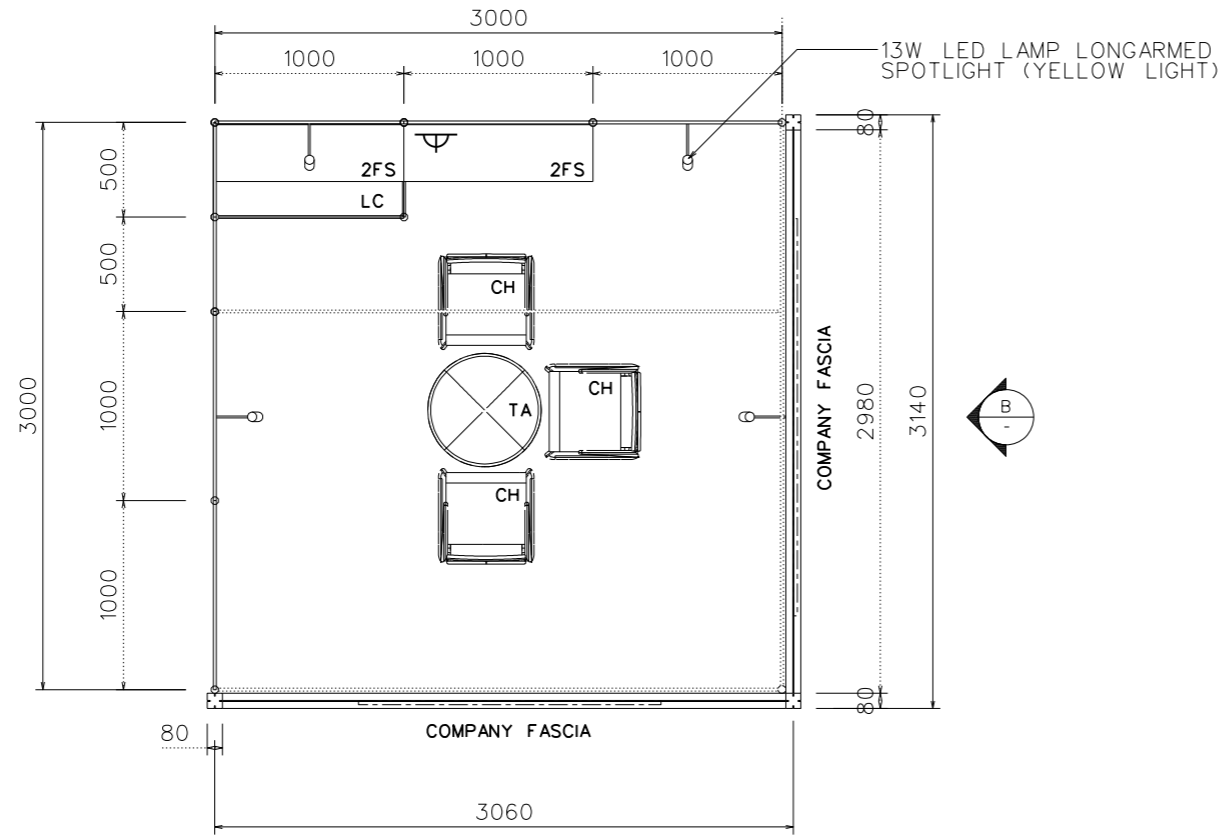



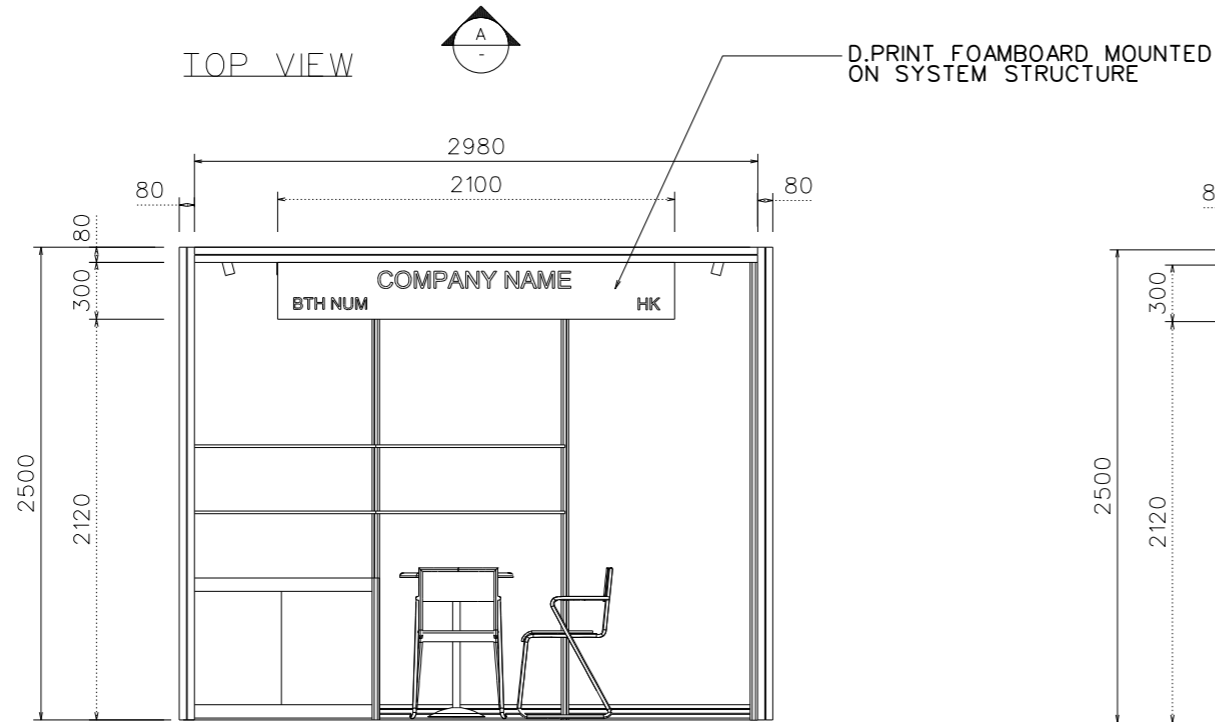
3M x 3M PREMIUM BOOTH (SHELF) - RIGHT CORNER



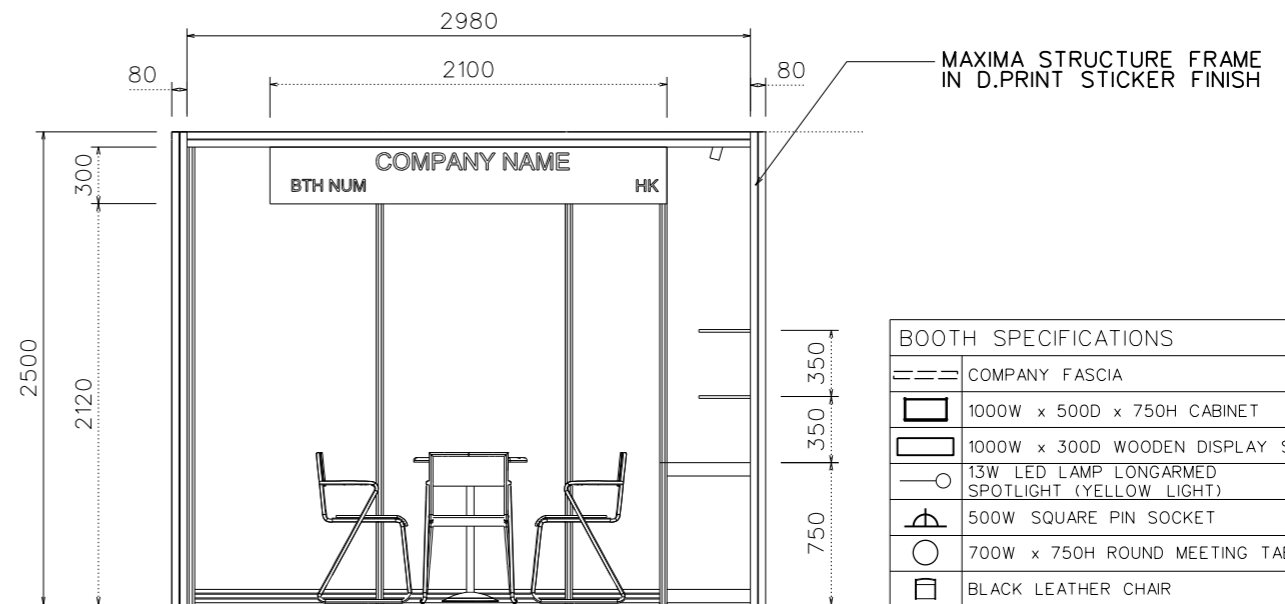
TOP VIEW



PERSPECTIVE
(FOR REFERENCE ONLY
STRUCTURE REFER TO DETAIL DWG)



ELEVATION-A



ELEVATION-B

BOOTH SPECIFICATIONS		QTY.
	COMPANY FASCIA	2
	1000W x 500D x 750H CABINET	1
	1000W x 300D WOODEN DISPLAY SHELF	4
	13W LED LAMP LONGARMED SPOTLIGHT (YELLOW LIGHT)	4
	500W SQUARE PIN SOCKET	1
	700W x 750H ROUND MEETING TABLE	1
	BLACK LEATHER CHAIR	3
	RUBBISH BIN	1
	3m x 3m CARPET AREA	1

FILE PATH - I:\2024p\0427_Licensing Show_24\dgn\booth\B12_3x3_Premium_shelf_maximo.dgn



NOTES UNLESS OTHERWISE SPECIFIED ALL DIMENSIONS ARE IN MM.

.....
.....
.....

REVISION

DATE: 19/12/2023
SCALE: 1 : 40 (A3)
DRAWN BY: KK
CHECKED BY: .

TITLE
3M x 3M
PREMIUM BOOTH
(RIGHT CORNER)

PROJECT
HK INT'L LICENSING SHOW
2024

DATE: 27-29 APR 2024

SHEET

B12B